




Solid State Relays (SSR)

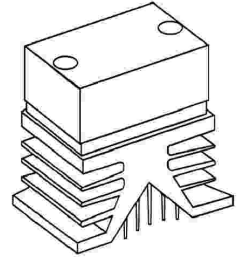
固態繼電器



STANDARD 標準控制

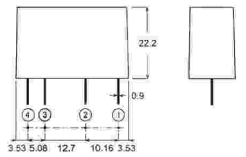
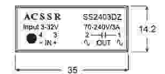
Input 輸入	Output 輸出		Model 型號		Size 尺寸 (mm)
	load voltage 工作電壓	load current 額定電流	zero voltage switching 零位觸發	random switching 隨機觸發	
4-32VDC	70-240VAC	2A	SS2402DZ	×	1
		3A	SS2403DZ	×	1
		10A	SS2410DZ	SS2410DR	2
		15A	SS2415DZ	SS2415DR	2
		20A	SS2420DZ	SS2420DR	2
		25A	SS2425DZ	SS2425DR	2
		40A	SS2440DZ	SS2440DR	2
		60A	SS2460DZ	×	3
		65A	SS2465DZS	×	2
	70A	SS2470DZS	×	2	
	75A	SS2475DZ	×	3	
	70-480VAC	10A	SS4810DZ	×	2
		25A	SS4825DZ	×	2
		40A	SS4840DZ	×	2
		60A	SS4860DZ	×	3
		65A	SS4865DZS	×	2
		70A	SS4870DZS	×	2
	70-240VAC	70-240VAC	10A	SS2410A	×
15A			SS2415A	×	2
20A			SS2420A	×	2
25A			SS2425A	×	2
40A			SS2440A	×	2
4-32VDC	3-60VDC	10A	×	SD0610	2
		25A	×	SD0625	2

Heatsink Rth=3.3



80*50*50 (mm)

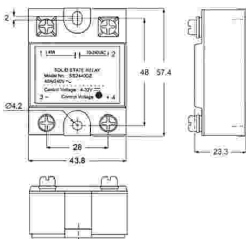
Size 1



Dimensions (mm)

35*14.2*22.2 (mm)

Size 2



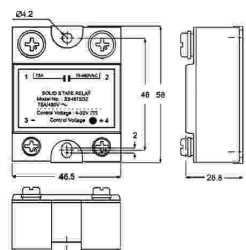
Dimensions (mm)

57*43.6*23.3 (mm)

PHASE CONTROLLER 相位控制 (Single Phase Solid State Contactor)

Input 輸入	Output 輸出		Model 型號	Size 尺寸 (mm)
	Input Resistor 電阻輸入	Voltage Range. 工作電壓範圍		
100K-Ω	70-240VAC	10A	SP2410	2
		15A	SP2415	2
		20A	SP2420	2
		25A	SP2425	2
		40A	SP2440	2

Size 3



Dimensions (mm)

57.5*46.3*26.7 (mm)